








Sunshine Coast Health Nambour General Hospital


















-  Emergency Entrance
-  Patient Drop Off
-  Entry
-  Walkway
-  Paid Public Parking
-  Disabled Parking
-  Bus Stop
-  Boom Gate NO ACCESS Past This Point

Sunshine Coast
Health



Department	Block	Lift	Level
Ward 1E	6		1
Ward 2E Pandanus	6		2
Ward 2F East	3		2
Ward 2F West	3		2
Ward 3F East	3		3
Ward 3F West	3		3
Ward 4F West	3		4
Ward LGE Bunya	6		LG
Allied Health	2		1
Auditorium	6		LG
Breast Screen	4		
Cancer Care Services	2		2
Cashier	3		G
Clinical Investigations Unit	2		G
Day Procedure Unit	6		3
Day Rehabilitation	2		2
Discharge Centre	2		G
Education Hub	3		4

Department	Block	Lift	Level
EMERGENCY	7		G
Emergency Short Term Treatment Area	6		G
Emergency Fast Track	6		G
Link to Wishlist Multi-Storey Car Park	3		2
Main Entrance	3		1
Medical Assessment & Planning Unit	6		G
Medical Imaging	2		G
Multi-Faith Centre	2		G
Operating Room Suite	7		1
Oral Health Clinic	36		
Outpatients	3		1
Pathology Collection	3		1
Pathology Laboratory	2		G
Persistent Pain Management Service	2		1
Pharmacy	2		G
Protective Services	2		G
Renal Unit	2		1
Wishlist Kiosk	2		G